

H A N D L I N G
&
I N S T R U C T I O N
M A N U A L

RAR
REAL ACTION RIFLE

RAR3.0



SAFETY HANDLING



Always wear goggles or eye protective gear to protect your eyes when shooting




Never point the muzzle at people or animals



Be careful that BB bullets maybe fire out even if the magazine is removed.



Don't look at the muzzle directly. It is extremely dangerous



Avoid putting the trigger carelessly.

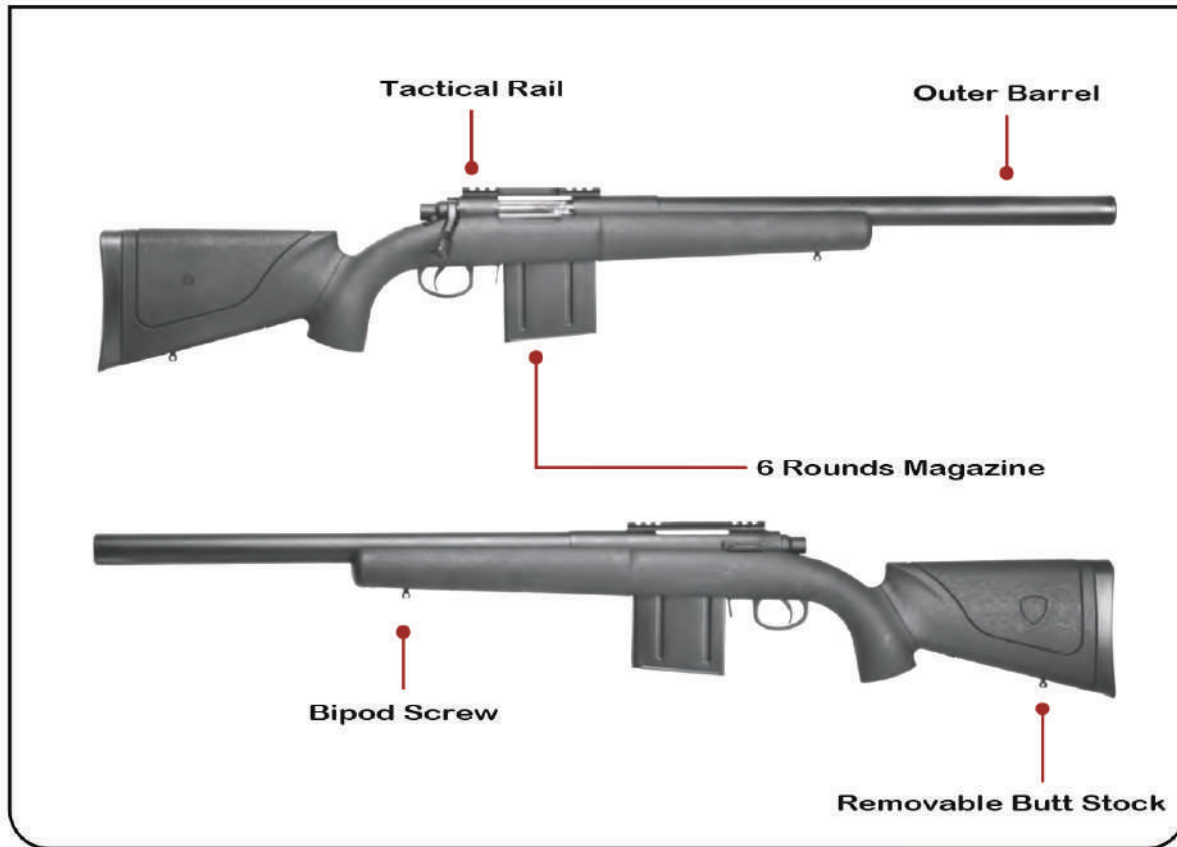


Disassembling or modifying the gun may taffect he gun's performance and void manufacturer's warranty

This sport gun is developed for enjoying sport shooting only. As the Air Gun has the potential risk of serious injury such as blindness and damage to the property, please read the Handling & Instruction manual before use.

- This Air Gun is capable of shooting a 6mm diameter BB, Operate the Air Gun with caution and pay attention to safety.
- During a game, always put your goggles or facemask on. Failure to wear eye protective gear in the worst case will cause blindness.
- Pay attention to and take care to not hit bystanders within the estimated dangerous firing zone.
- Never shoot any items that subject to breakage. (glass, lamp, car, gas bomb...etc)
- Never insert items other than an airsoft BB into the magazine or gun barrel.
- The gun must not be operated after drinking alcohol to avoid possible danger.
- Always store at place out of the reach of children
- Having a positive playing demeanor is essential.
- Select a safe place for operating the Air Gun. Avoid places where people and cars pass across or third persons are around.
- Always put the gun in a case or bag when you are carrying it. Avoid giving rise to public panic.
- BB bullets maybe fire out even the magazine is removed. Direct the muzzle towards a safe area. Pull the trigger to confirm no bullets remain in the gun. Then attach the protective plug to the muzzle when unused.
- Remove the magazine from the gun when unused.

DESCRIPTION



SAFETY/FIRE SELECTOR



- Never operate the safety lever while pulling the trigger
- Hardly pull the trigger with the selector being set to 'SAFE' may damage the gun
- Always set the safety lever to 'SAFE' unless you are ready to fire
- When you are not firing the gun or during storage, always set the selector to 'SAFE' position



CHARGING THE CO₂ SHELL

1. Charging the Co₂ shell by the use of adapter



FILLING THE MAGAZINE



1. Check the Cartridge
(core pin up if charged with Co2/HPA)
(core pin down if empty)

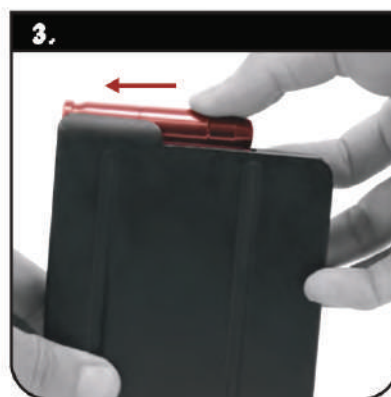
Put in the BBs

1. After you charged the Co2 into the shell
2. Load the 4.5mm BB steel BB into the shell



FILLING THE MAGAZINE

1. Insert the charged cartridge into the magazine one by one
2. Push down the cartridge
3. Slide the cartridge backward to secure it



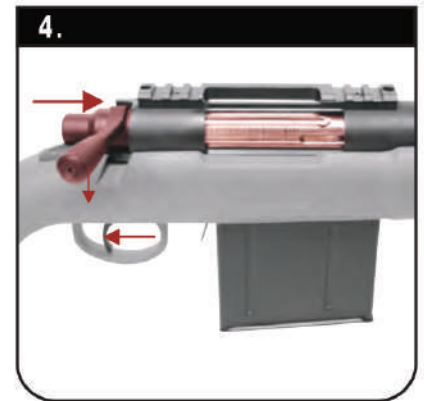
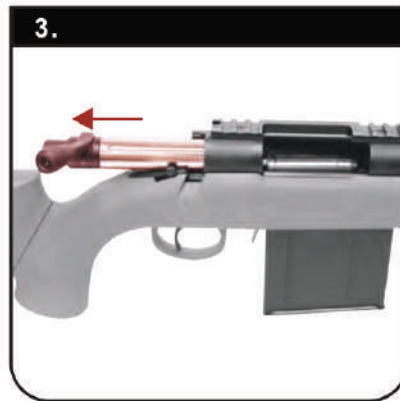
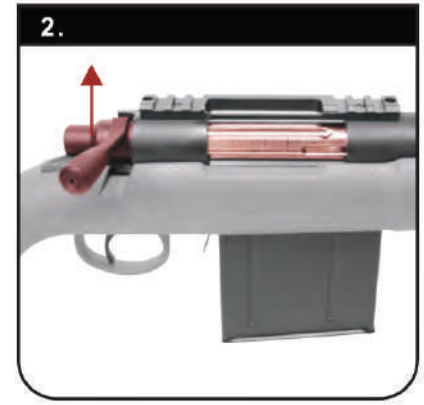
FILLING THE MAGAZINE



1. Insert the filled the magazine into the housing slantingly
2. Push the magazine upward and make sure it is secured

COCKING

1. Locate the bolt handle
2. Lift up the bolt handle
3. Pull the bolt all the way backward until the chamber is opened
4. Push the bolt all the way forward and lift down the bolt handle completely, otherwise you cannot pull the trigger



FILING OPERATION (REMOVE THE MAGAZINE)




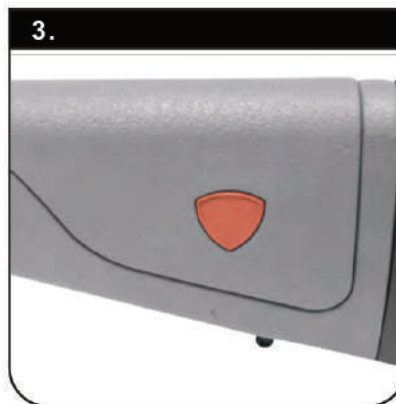
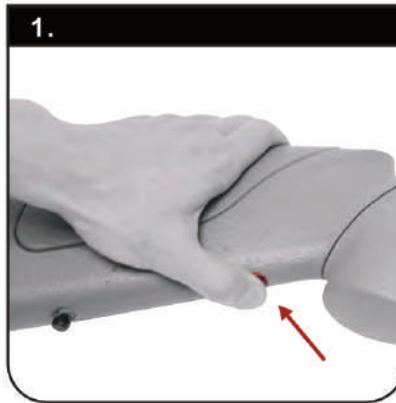
1. Safe

2. Press and hold down the magazine release button

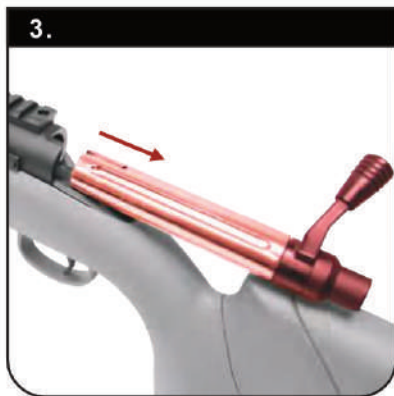

3. Remove the magazine

INSTALL / REMOVE THE BUTT STOCK

- 1. Locate the butt stock release button.
Insert or pull out the butt stock by holding down the release button**
- 2. Storage of this gun is easy and convenience**
- 3. You can adjust the height of the cheek position by pressing down the APS conception button**
- 4. 3 heights level adjustable to best fit your creek**



REMOVE THE BOLT (SAFETY AND STORAGE)



- User can completely remove the bolt by pulling out the bolt lock switch, lift up the bolt handle and slide the bolt out



WARNING

NOT A TOY. ADULT SUPERVISION REQUIRED. MISUSE OR CARELESS USE MAY CAUSE SERIOUS INJURY OR DEATH. MAYBE DANGEROUS UP TO 110 YARDS (100 METERS). FOR AGES 18 AND OLDER.

THIS IS A HIGH POWERED CO2 GAS GUN RECOMMENDED FOR USE BY THOSE 18 YEARS OF AGE OR OLDER. READ ALL INSTRUCTIONS MANUAL BEFORE USING. THE PURCHASER AND USER SHOULD CONFORM TO ALL LAWS GOVERNING THE USE AND OWNERSHIP OF CO2 GAS GUNS. DO NOT BRANDISH OR DISPLAY THIS AIRGUN IN PUBLIC. IT MAY CONFUSE PEOPLE AND MAY BE A CRIME. POLICE AND OTHERS MAY THINK THIS AIRGUN IS A FIREARM. DO NOT CHANGE THE COLORATION AND MARKINGS TO MAKE IT LOOK MORE LIKE A FIREARM. THAT IS DANGEROUS AND MAYBE A CRIME.

